



General Purpose WPP12180(12V18Ah)

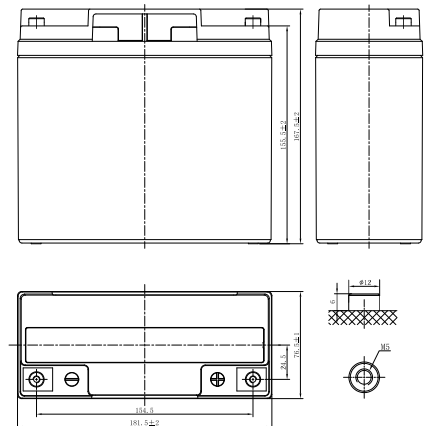


Specifications

Rated Voltage	12V	
Nominal Capacity	18.0Ah	(C ₂₀ , 1.75V/cell)
Dimension	Length	181.5±2mm (7.14 inches)
	Width	76.5±1mm (3.01 inches)
	Container Height	167.5±2mm (6.59 inches)
	Total Height	167.5±2mm (6.59 inches)
Approx Weight	4.70 Kg (10.4 lbs)	
Terminal	M5	
Container Material	ABS	
Rated Capacity (25°C)	18.0 Ah	(20hr, 0.900A, 1.75V/cell)
	16.2 Ah	(10hr, 1.62A, 1.75V/cell)
	14.0 Ah	(5hr, 2.79A, 1.75V/cell)
	12.1 Ah	(3hr, 4.03A, 1.75V/cell)
	9.99 Ah	(1hr, 9.99A, 1.60V/cell)
Max. Discharge Current	225A (5s)	
Internal Resistance (25°C)	Approx 18mΩ	
Operating Temp. Range	Discharge	-15 ~ 50°C (5 ~ 122°F)
	Charge	-20 ~ 40°C (-4 ~ 104°F)
	Storage	-15 ~ 40°C (5 ~ 104°F)
Nominal Operating Temp. Range	25±3°C (77±5°F)	
Cycle Use	Initial Charging Current less than 5.4A. Voltage 14.1V~14.7V at 25°C(77°F)Temp. Coefficient -30mV/°C	
	Initial Charging Current less than 5.4A. Voltage 13.5V~13.8V at 25°C(77°F)Temp. Coefficient -20mV/°C	
Effect of temp. to Capacity	40°C (104°F)	103%
	25°C (77°F)	100%
	0°C (32°F)	86%
Self Discharge	Batteries may be stored for up to 6 months at 25°C(77°F) and then a freshening charge is required. For higher temperatures the time interval will be shorter.	



Layout



Constant Current Discharge (Amperes) at 25 °C (77°F)

F.V/Time	5min	10min	15min	20min	30min	45min	1h	1.5h	2h	3h	4h	5h	6h	8h	10h	20h
1.85V/cell	47.6	32.6	25.4	20.6	15.2	11.1	9.04	6.58	5.24	3.90	3.13	2.71	4.09	1.70	1.58	0.880
1.80V/cell	51.2	34.6	26.6	21.5	15.7	11.4	9.26	6.71	5.34	3.96	3.18	2.75	4.15	1.72	1.61	0.890
1.75V/cell	53.9	36.0	27.5	22.1	16.1	11.7	9.45	6.84	5.43	4.03	3.22	2.79	4.20	1.74	1.62	0.900
1.70V/cell	56.5	37.4	28.4	22.7	16.5	11.9	9.62	6.96	5.51	4.09	3.26	2.83	4.25	1.76	1.64	0.907
1.67V/cell	58.4	38.5	29.1	23.2	16.8	12.1	9.77	7.04	5.57	4.13	3.29	2.85	4.29	1.77	1.65	0.914
1.60V/cell	62.0	40.1	30.1	23.9	17.2	12.4	9.99	7.20	5.69	4.20	3.35	2.90	4.35	1.80	1.67	0.924

Constant Power Discharge (Watts/cell) at 25 °C (77°F)

F.V/Time	5min	10min	15min	20min	30min	45min	1h	1.5h	2h	3h	4h	5h	6h	8h	10h	20h
1.85V/cell	90.0	62.1	48.6	39.8	29.4	21.6	17.6	12.8	10.3	7.65	6.17	5.36	8.09	3.36	3.14	1.76
1.80V/cell	95.9	65.4	50.7	41.1	30.2	22.1	18.0	13.1	10.4	7.76	6.24	5.43	8.21	3.41	3.18	1.78
1.75V/cell	99.9	67.5	52.1	42.1	30.8	22.4	18.3	13.3	10.6	7.86	6.32	5.49	8.29	3.44	3.21	1.80
1.70V/cell	103.6	69.7	53.5	43.0	31.4	22.9	18.5	13.5	10.7	7.96	6.40	5.56	8.37	3.47	3.24	1.81
1.67V/cell	106.3	71.3	54.6	43.8	31.9	23.2	18.8	13.6	10.8	8.03	6.45	5.60	8.44	3.50	3.26	1.83
1.60V/cell	110.6	73.4	56.1	44.9	32.6	23.6	19.1	13.8	11.0	8.16	6.55	5.67	8.55	3.54	3.30	1.85



General Purpose WPP12180(12V18Ah)



HIDDEN IN QUALITY

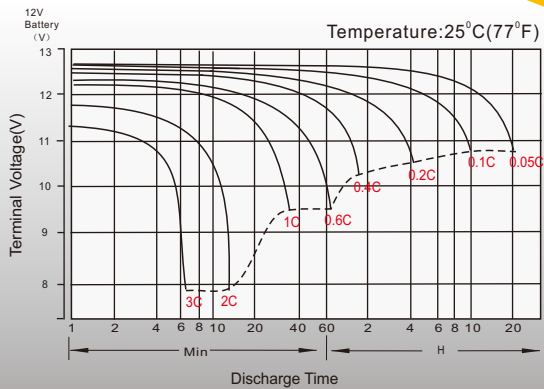
Applications

- All purpose
- Uninterruptable Power Supply (UPS)
- Electric Power System (EPS)
- Emergency backup power supply
- Alarm and security system
- Communication power supply
- DC power supply
- Auto control system

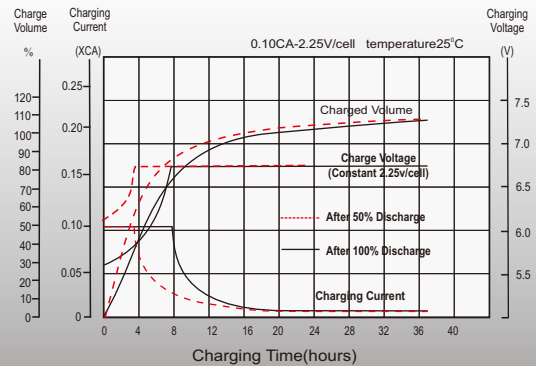
General Features

- 5 years design life(25°C)
- Special exhaust structure and sealing technology, safe and reliable, flexible installation, convenient maintenance
- PbCaSn alloy for plate grids: less gassing, less self-discharging
- High quality AGM separator: extend cycle life and prevent micro short circuit
- High purity raw material: ensure low self discharge rate

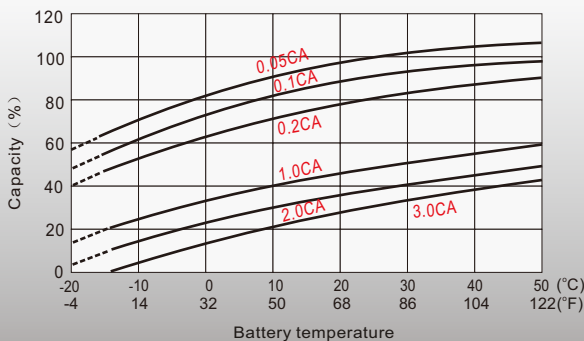
Discharge Characteristics



Float Charging Characteristics



Temperature Effects in Relation to Battery Capacity



Float Service Life

